



Summer = Savings!

In celebration of the year's most colorful season, take **10% off** any 5x7 or 8x10 matted Nature image through the month of June! **Click here** to make your selection today!

Warm weather means ...

backyard BBQs, family reunions, and 4th of July celebrations! Invite your friends in style with a custom-made invitation from Shadeflower Designs. Or choose from many of our templates! Enjoy unbeatable prices and no minimum orders!

Now taking online orders!


Shadeflower Designs is pleased to announce online ordering is now available for stationery and photography products.

What does your business need?

No business too big, no business too small - Shadeflower wants to work with your company to design stellar business cards, stationery, logos, print ads and more. Contact Shadeflower Designs today for a free consultation.

Client News

Congratulations!



Taylor Bromby, daughter of Eric and Karen, graduated from the Olympic Community of Schools in Charlotte, NC! Shadeflower Designs was honored to design her graduation announcement!

Greetings from Washington!

The last week of May brought about my first visit to Washington, with the first stop in Seattle. And while rumors assure that Seattle is almost always rainy and dreary, I was lucky to see plenty of sunshine! If Minnesota is home to the friendliest people in the nation, then I know Washington has got to be second in line. However, being the color fanatic that I am, I'm afraid I stuck out like a sore thumb on my first day in town wearing a coral-orange shirt. My blue Bahama-mama palm-tree capris garnered a few looks the next day too. Sadly after an evening of people-watching, the brightest color I saw was ... grey. It is clear why the grunge look came out of Seattle two decades ago.



Design Trends

Annual Color Design Forecast
from Graphic Design USA Magazine, May 2008
Color is a powerful way to communicate messages about products, services, causes and ideas. And color forecasts are where theory and practice come together. Color directions are influenced by social, political, cultural and economic events, but the process is so complex and developments so gradual that no single explanation can even begin to fit. That said, the environment is clearly this year's lightning rod, leading to much contemplation about blues, greens and all the messy, mucky glorious colors of nature.


Recession Chic
from Time Magazine, March 27, 2008
"Historically speaking, fashion trends and tastes often serve as early harbingers of economic change. In the booming, pre-Crash 1920s, flapper hemlines bounced giddily to the knee before falling down to the ankles in the depressed 1930s. The 1960s' youthquake, complete with postage-stamp-size miniskirts, heralded a similar stylistic ebullience before the oil crisis of the 1970s plunged fashion back into an earnest, hippie frame of mind. The current shift back to black has none of the elements of the sloppy secondhand-Rose ethos of early 1990s' grunge. This time around, fashion's mood swing has a decidedly sharper edge... 'Of course, black is like a mask,' says [fashion designer Christian] Lacroix, who calls this shift in sensibility a new minimalism. 'The new pureness of lines centered on cut rather than decoration, the laser geometry of shapes and silhouettes are all maybe signs of a graphic protection linked unconsciously to recession, just like at the end of the '80s.'"



Okay, here's a piece of trivia for you: What U.S. park sounds like someone clearing their throat?

If you guessed Hoh Rainforest, you're right! From Seattle, my husband and I hopped a ferry and drove into Olympic National Park. We explored the awe-inspiring Rialto Beach with its massive amounts of driftwood and uplifted trees, then moved on to the Hoh Rainforest where the trees and forest dripped of moss in every color of green imaginable.

Images will be posted online for sale soon!



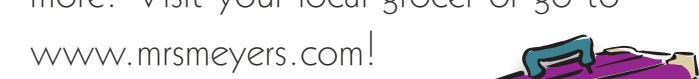
Going Green



Shadeflower Designs has just added a new eco-friendly vendor for paper and envelopes. The Paper Mill Store uses 100% wind power to meet the electricity of their company, offsetting 100% of the carbon produced by their outbound shipping. They are also FSC and SFI Chain of Custody certified.

I just found a new earth-friendly cleanser brand that's low-cost, works great and smells fabu! It's called Mrs. Meyer's Clean Day and comes in a variety of scents (Basil is my favorite!).

Choose from a variety of products including hand soap and lotion, dish soap, laundry detergent, toilet bowl cleaner, shower spray, pet products and more! Visit your local grocer or go to www.mrsmeyers.com!



Travel Tips

Whether you're a savvy business traveler, a backcountry hiker, or a leisurely cruiser, one of the best travel accessories you can bring is a **bandana**! Surprised? Use a bandana to wipe up unexpected spills, dab a sweaty forehead, use as a hand towel, or wipe down a dirty chair. You can also wrap it around your head to keep warm on a windy mountaintop or to keep oily hair at bay. Tuck it into the back of your hat to keep pesky gnats and mosquitoes away. And of course it's the perfect accessory to a runny nose (just be sure to pack an extra one so you can use it for other necessities!).

Recipe of the Month

Green Hat Tostadas

Surprise your family or guests with this festive and delicious Latino dish! Quick and easy, and using only the freshest of ingredients, this is a perfect meal for summer. To get a good smoky taste in the shrimp, combine the seasoning and shrimp in a bowl, mixing well, then skewer and cook over the grill on medium heat for a few minutes. When finished, squeeze a fresh lime over them, then place on tostadas. And don't forget the margaritas! Olé!

- Ingredients:
- 4 avocado, peeled and chopped, divided
 - 3 tbsp water
 - 2-1/2 tbsp + 3 tsp. lime juice, divided
 - 3 tsp cumin
 - 1-1/2 tbsp blackened seasoning (see below)
 - 3 - 15oz cans black beans, rinsed and drained
 - 2 navel oranges, peeled, chopped
 - 1 cup red onion
 - 1 - 2 jalapeño pepper, seeded and minced (to taste)
 - 1/4 cup fresh cilantro
 - 20 tostada shells
 - 2 cups Mexican cheese such as Oaxaca (freshly shredded)
 - 1-1/4 - 1-1/2 pound uncooked large shrimp, peeled and deveined
 - cooking spray

Directions:
Combine 1/3 cup avocado, water, 3 tsp lime juice, 1/2 tbsp blackened seasoning (to taste), and cumin.

In a medium serving bowl, combine orange, onion, jalapeño, cilantro, remaining avocado, and remaining lime juice (2-1/2 tsp). Cover and refrigerate until ready to serve.

Place tostadas on baking sheets on 2 baking sheets. Evenly spread bean mixture and sprinkle with cheese. Bake at 350 F for 4 to 6 minutes until cheese is melted.

Meanwhile, in a skillet, coat with cooking spray. Add shrimp and remaining blackened seasoning and stir-fry over medium-high heat for 4 to 6 minutes until pink.

Arrange 4 to 5 shrimp on each tostada. Top with the avocado salsa. Serves 4 - 6

- Blackened Seasoning:
- 2 parts garlic powder
 - 1 part onion salt
 - 1/2 part red pepper flakes
 - 1 part black pepper
 - 1 part thyme (optional)
 - 2 parts Mexican oregano (optional)
 - 2 parts paprika (optional)



Did you miss last month's Smoked Salmon Crepes? **Click here** to view recipe archives!

Don't forget to take advantage of the 10% discount sale on all matted photography.
Offer expires June 30th, 2008

Have you enjoyed this newsletter? If so, please let your friends know about Shadeflower Designs!
www.shadeflowerdesigns.com
651/304.7953